



**Coordinated Public Transit-Human Services
Transportation Plan Update
APPENDIX**



Table of Contents

SECTION A-1: FIRST STEERING COMMITTEE MEETING

- ◆ Sign-In Sheet
- ◆ PowerPoint Presentation

SECTION A-2: WYANDOT COUNTY PUBLIC STAKEHOLDER MEETING

- ◆ Notice to Stakeholders
- ◆ Notice to the Public
- ◆ Meeting Proceedings

SECTION A-3: SECOND STEERING COMMITTEE MEETING

- ◆ Sign-In Sheet
- ◆ PowerPoint Presentation

SECTION A-4: ELDERLY AND DISABLED FEEDBACK AND ADOPTION MEETING

- ◆ June 17, 2015 Sign-In Sheet
- ◆ Meeting Notes

SECTION A-5: WYANDOT COUNTY EMPLOYER SURVEY


- ◆ Employer Survey Results, taken from SurveyMonkey

SECTION A-6: 62 FEDERAL FUNDING SOURCES FOR TRANSPORTATION



**Coordinated Public Transit-Human Services
Transportation Plan Update
APPENDIX**

**Section A-1:
Documentation of the First Steering Committee Meeting
March 17, 2014**



Sign-In Sheet

Hancock, Hardin, Putnam, and Wyandot Counties 2014 Coordinated Public Transit-Human Services Transportation Plan Update
 March 17, 2014 at 10:00 A.M.

Name	Organization	Address	E-mail	Phone Number
Bette Ribler	Hardin County Council on Aging	Address: 100 Memorial Ave. City: Kenton Zip: 43326	hccab@hardincoc.net	619-673-1102
Melissa Prater Mobility Manager Hardin Co.	Hardin Co. Council on Aging	Address: 180 Memorial Ave. City: Kenton Zip: 43326	hccamp@hardincoc.net	419-675-3610
Erica Petrie	AAA 3	Address: 200 E. High St 2nd Floor City: Lima Zip: 45801	epetrie@psa3.org	419-371-5942
Josh Anderson	HHWP	Address: 122 Jefferson St. City: Findlay OH Zip: 45846	janderson@hhwpcc.com	(419) 423-3155
Dave Salucci	HHWP dsalucci@hhwpcc.com	Address: (same as above) City: _____ Zip: _____	dsalucci@hhwpcc.com	11

Sign-In Sheet

Hancock, Hardin, Putnam, and Wyandot Counties 2014 Coordinated Public Transit-Human Services Transportation Plan Update
 March 17, 2014 at 10:00 A.M.

Name	Organization	Address	E-mail	Phone Number
Todd Diley	Wyandot DD (ANGELINE)	Address: <u>11028 CR 44</u> City: <u>Upper Sandusky</u> Zip: <u>43351</u>	diley @ angeline.com	(419) 294 - 4201
Lucy Valerius	HHP	Address: _____ City: _____ Zip: _____	Lvalerius@ hhwpac.com	419 423 - 3755
		Address: _____ City: _____ Zip: _____		
		Address: _____ City: _____ Zip: _____		
		Address: _____ City: _____ Zip: _____		

Sign-In Sheet

Hancock, Hardin, Putnam, and Wyandot Counties 2014 Coordinated Public Transit-Human Services Transportation Plan Update
 March 17, 2014 at 10:00 A.M.

Name	Organization	Address		E-mail	Phone Number
Toni Wernicke	Putnam Co. Council on Aging	Address: 1485 E. 4th St City: Ottawa Zip: 45875		jwernicke- pcoa@ bright.net	419-523- 4121
Mark Kippel	Hardin Co. Bd. of DD	Address: 71. 22 St. City: Kenton OH Zip: 43326		MKieffer@ hardindd.org	419-674- 4158
Buckley York	TFS Hancock	Address: 7819 Cord Rd 140 City: Findlay Zip: 45846		brykos@tfs stkc-oh-us	
		Address: City: Zip:			
		Address: City: Zip:			

Sign-In Sheet

Hancock, Hardin, Putnam, and Wyandot Counties 2014 Coordinated Public Transit-Human Services Transportation Plan Update
 March 17, 2014 at 10:00 A.M.

Name	Organization	Address	E-mail	Phone Number
Jennifer Horstman	PCSFES	Address: 1225 E. Third St. City: Ottawa Zip: _____ Address: _____ City: _____ Zip: _____ Address: _____ City: _____ Zip: _____	horstj@csjfs. stark.on.us	419-523-4580
		Address: _____ City: _____ Zip: _____ Address: _____ City: _____ Zip: _____		
		Address: _____ City: _____ Zip: _____ Address: _____ City: _____ Zip: _____		
		Address: _____ City: _____ Zip: _____ Address: _____ City: _____ Zip: _____		
		Address: _____ City: _____ Zip: _____ Address: _____ City: _____ Zip: _____		



Coordinated Public Transit-Human Services Transportation Plan Update

Steering Committee Meeting


March 17, 2014

Presented by: RLS & Associates, Inc.



Meeting Objectives


1. Review of Project Scope of Work
2. Status of Previous Coordination Plan
3. Unmet Need Resources
4. Steering Committee/Stakeholder Involvement
5. Review of Surveys
6. Review of Marketing Materials
7. Set up County Meetings
8. Next Steps



Project Tasks


Hancock, Hardin, Putnam, and Wyandot County Coordinated Public Transit-Human Services Transportation Plan Update											
Tasks	March	April	May	June	July	Aug	Sept	Oct	Nov	Dec	2014
Notification to Proceed											
1. Develop Detailed Work Scope and Schedule											
- Evaluate Past and Existing Projects											
- Conduct Back and Forward with Stake Participants											
Deliverable: Revised Scope of Work											
2. Ensure Broad Participation											
- Public Stakeholder and Issue Surveys											
- Public Open House (Held in WPA, Hancock County)											
Deliverable: Technical Memorandum #1											
3. Inventory of Existing Transportation Services for Target Populations											
- Overview and Public Comments of Transportation Services											
- Survey Follow-Up and Evaluation											
- Demographic and Socio-Economic Data Analysis											
- Identify Major Trip Generators											
Deliverable: Technical Memorandum #2											
4. Propose and Prioritize Solutions to Service Duplication and Gaps											
- Identify Gaps and Coordination Strategies											
- Develop Coordinated Access Criteria/Strategies											
Deliverable: Technical Memorandum #3											
5. Prepare Draft of Updated Coordination Plan											
Deliverable: Draft of Updated Plan											
6. Finalize the Locally Developed and Prioritized Implementation Plan											
Deliverable: Final Updated Plan											

Key:
■ Represents stakeholder and/or public involvement
■ Represents analysis, inventory, and development of strategies/data
X Deliverable




Previous Plan Update

- ◆ Survey Results
 - Increase issue awareness and appreciation among influencers of local public opinion
 - Hancock – Attempted but not achieved, one no action
 - Putman – No action
 - Wyandot – Attempted but not achieved



Previous Plan Update

- ◆ Provide operational funding options for meeting the transportation needs of target populations.
 - Hancock – Successfully achieved and attempted but not achieved
 - Putman - Successfully achieved and attempted but not achieved
 - Wyandot – Successfully achieved



Previous Plan Update

- ◆ Encourage cooperation and communication among stakeholders.
 - Hancock – Successfully achieved and achieved
 - Putman - Successfully achieved and attempted but not achieved
 - Wyandot – Attempted but not achieved



Previous Plan Update

- ◆ Build on HHWP's regional mission and facilities to explore options for expanding public transportation services.
 - Hancock – Attempted but not achieved
 - Putman – No action
 - Wyandot – No action

7

www.rls@ohio.gov



Previous Plan Update

- ◆ Identify gaps in service and unmet needs.
 - Hancock – Successfully achieved and achieved
 - Putman - Successfully achieved and attempted but not achieved
 - Wyandot – Attempted but not achieved

8

www.rls@ohio.gov



Previous Studies/Surveys

- ◆ ODOT Statewide Needs Survey
- ◆ United Way
- ◆ Others

9

www.rls@ohio.gov



Steering Committee

- ◆ The steering committee is crucial to the success of this project.
 - Market
 - Motivate
 - Educate
 - Coordinate

Proposed survey start date April 7th.

10

www.rls@ohio.gov



Surveys

- ◆ Community/Public Survey
- ◆ Rider Survey
- ◆ Employer Survey
- ◆ Human Service Agency Survey
- ◆ Provider Survey

11

www.rls@ohio.gov



Marketing Materials

- ◆ Public Service Announcement/Media Release
 - Radio
 - Newspaper
 - Public Broadcast Television
- ◆ Meeting Flyer
- ◆ On Board Flyer

12

www.rls@ohio.gov



Public Meetings

- ◆ Each county will have a public meeting to explain the coordination plan and gather unmet need information.
 - Suggested Dates: April 15 and 16
 - One morning meeting and one afternoon meeting each day.

13

www.rlsland.com

Next Steps

- ◆ Secure public meeting locations
- ◆ Distribute marketing materials
- ◆ Distribute and collect surveys
- ◆ Public meetings


14

www.rlsland.com



**Coordinated Public Transit-Human Services
Transportation Plan Update
APPENDIX**

**Section A-2:
Wyandot County Public Stakeholder Meeting
April 23, 2014**



Wyandot County is conducting a regional coordinated public transit-human services transportation plan meeting. The public meeting will be held on **April 23, 2014 from 2:00PM to 4:00PM at the Upper Sandusky Community Library, 301 N. Sandusky Ave., Upper Sandusky, OH 43351**. The agenda includes a discussion of the content of the current locally developed coordinated public transit and human service transportation plan, unmet transportation needs, existing coordination efforts, and the process for developing an action plan for improving coordination efforts in the region. **This public meeting will provide a unique opportunity for the public to share transit needs and vision for their community. Transportation providers, human service agencies, and other advocates will also want to attend to discuss this important topic.**

In July of 2012, Congress passed the Moving Ahead for Progress in the 21st Century Act (MAP-21) replacing Safe, Accountable, Flexible and Efficient Transportation Equity Act – A Legacy for Users (SAFETEA-LU). This reauthorization repealed several transit grants including; the Clean Fuels Grant(5308), Job Access Reverse Commute Grant(5316), New Freedom Grant Program(5317), Paul S. Sarbanes Transit in the Parks Grant(5320), Alternatives Analysis Grant(5339), and Over the Road Bus Grant(Sec.3038-TEA-21). Funds from some of the repealed grants were consolidated including the Job Access Reverse Commute Grant funds which were consolidated with Urbanized Area Formula Grant(5307) and Rural Area Formula Grant(5311) and New Freedom Program Grant funds which were consolidated with Enhanced Mobility of Seniors and Individuals with Disabilities Grant(5310).

One of the MAP-21 requirements is that projects and organizations planning to apply for funding from the programs listed above *must* be part of a “locally developed coordinated public transit-human services transportation plan.” This plan must be developed through a process that includes representatives from public, private, and non-profit transportation services, human services providers and the general public.

Agencies who receive or intend to receive funding under Sections 5310 or 5311 programs must participate in coordination planning and development.

The Upper Sandusky Community Library is an accessible facility. If you require any additional assistance, please contact Claire Helmers, at 937-299-5007, or chelmers@rlsandassoc.com .

Interested parties unable to attend may send their comments to Claire Helmers at: chelmers@rlsandassoc.com or to RLS & Associates, Inc. 3131 S. Dixie Hwy. Suite 545 Dayton, OH. 45439.

PUBLIC MEETING

For:

Development of the Wyandot County Coordinated Public and Human Services Transportation Plan

***Wednesday, April 23^d, 2:00 PM to 4:00 PM
Upper Sandusky Community Library
301 N. Sandusky Ave.
Upper Sandusky, OH 43351***

- Meeting facilities are handicap accessible.

Why:

This is the second public meeting designed to collect community opinion on unmet transit needs, service gaps, existing transportation coordination efforts, transportation coordination challenges, and strategies for improving mobility in Wyandot County. This meeting will also allow the community to set priorities to resolve unmet transportation needs for Wyandot County.

Transportation Providers, Human Service Agencies, Community Advocates, and Concerned Citizens who recognize that coordinating transportation services is essential for older adults, individuals with disabilities, individuals and families living below the poverty level, and the general public to access employment, education, health services, and community programs are encouraged to participate in this meeting.

Wyandot County 2014 Coordinated Public Transit-Human Services Transportation Plan Update

Public Stakeholder Meeting Summary

The RLS team facilitated an initial outreach meeting at The Upper Sandusky Community Library in Upper Sandusky, OH on April 23, 2014 at 2:00 p.m. The purpose of the meeting was to gather input from area stakeholders and the general public about the opportunities to coordinate transportation services to meet the travel needs of Wyandot County.

Invitations were emailed to local public and private transportation providers, human services agencies, senior centers, and other private and public non-profit organizations that serve low income persons, older adults, and individuals with disabilities throughout the region.

Invitations were sent to 20 organizations. The general public was notified of the meeting through notices published in the local newspaper, on buses and city facilities, and on the Board of Developmental Disabilities website. Twelve people representing 9 organizations and the general public attended the workshop. Attendees included representatives from public transportation providers, human service agencies, the general public and planning organizations. Organizations represented included:

- Wyandot County Council on Aging
- HHWP Community Action Commission
- Wyandot County Skilled Nursing and Rehabilitation Center
- Wyandot County Family and Children First Council
- Wyandot Memorial Hospital
- Wyandot County Board of Developmental Disabilities
- Wyandot County Commissioners
- Wyandot County Department of Job and Family Services
- Freedom Caregivers

The workshop facilitator opened the meeting by introducing and defining coordinated transportation and clarifying its potential benefits. The facilitator then explained the changes occurring to federal funding sources for coordinated transportation due to the passage of new legislation, termed MAP-21 (Moving Ahead for Progress in the 21st Century).

Attendees were asked to share their concerns and perceived unmet transportation needs, gaps in service, and mobility issues in Wyandot County. After much discussion, attendees identified the needs listed below (not in any particular order):

- Dial-A-Ride for the public to access transportation resources
- More affordable transportation to access needed community resources
- Transportation for individuals struggling with substance abuse issues to court-mandated classes out of county

- Transportation for the low-income population for job-seeking purposes and for accessing JFS services
- More disabled/handicapped access to transportation
- Out-of-county transportation for cancer treatments
- Transportation for the under 60 population to pick up prescriptions
- Transportation for rides home after hospital stays
- School trips for autistic children in Findlay
- Veterans non-medical transportation
- Taxi service
- Weekend and holiday transportation
- Wheelchair accessible transportation
- More transportation options for dialysis patients


The RLS & Associates, Inc. team will consider the comments made and include them in a draft plan for the county. The facilitator urged the attendees to advocate for and participate in distributing the public survey for this project. The survey aims to gauge the current perception of the existing transportation services in Wyandot County and the community perception of the current transportation needs. The survey also captures demographic data.

If there are any questions or comments not represented in this meeting summary, please contact Claire Helmers with RLS and Associates, Inc. at 937-299-5007 or at chelmerns@rlsandassoc.com.



**Coordinated Public Transit-Human Services
Transportation Plan Update
APPENDIX**

**Section A-3:
Documentation of the Second Steering Committee Meeting
August 20, 2014**



**Coordinated Transportation Plan
for
Hancock, Putnam, Wyandot, Hardin Counties**

**Steering Committee Meeting: August 20, 2014, 10:00 AM
Hancock United Way office, Findlay OH**

SIGN-IN:

<u>Name:</u>	<u>Organization:</u>	<u>Email:</u>
Dave Solucci	HHWP CAC	dsolucci@hhwpcac.com
Todd Dille	Wyandot DD	dille@angelina.com
Barb Maxson	Hardin DFS	Barbara.Maxson@jfs.ohio.gov
Lucy Valerius	NNWP CAC	lvalerius@nhwpcac.com
Ryan Peyton	WCCA	director@wyandot.seniors.com
Erica Petrie	AAA3	epetrie@psa3.org
Carolyn Copus	HCAOA	ccopus@hancock.seniors.org
Randy Rogers	HA ^{WP} EACG	ROGERS001@YAHOO.COM
Jodi Warnecke	PCCOA	jwarnecke-pcco@bright.net
Judi Bellman	PCOPS -EMS	judi@pcops.org
Cindy Landwehr	P.C Commissioners	cindy.landwehr@putnamcounty.ohio.gov
JASON FAGAN	WCDJFS	jason.fagan@ohio.jfs.gov
Bette Butler	HCCOA	hccoabb@hardinca.net
Melissa Prater	HCCOA	hccoamp@hardinca.net
Kin Thomas	HCBDD	xthomas@hardindd.org
Mark Kieffer	H.C.BDD	mkieffer@hardin.org



Moving Public Transportation
Into the Future

HHWP Coordinated Public Transit-Human Services Transportation Plan Update

Stakeholders Meeting

August 20, 2014

Presented by: RLS & Associates, Inc.

1

www.rlsassociates.com



Meeting Objectives

1. **Unmet Transportation Needs as Identified in Public Meetings**
2. **Public Survey Results**
3. **Determine Goals and Strategies**
4. **Next Steps**

2

www.rlsassociates.com

COMMON UNMET NEEDS

3



Unmet Needs

1. Increase Public and Interagency Knowledge of Available Services
2. Call Center
3. Public Transportation for all Counties
4. Funding
5. Out of County and Out of Town Trips
6. Transportation for Individuals in the "gaps"
7. Transportation for Underserved Individuals

4

www.rlsassociates.com



Unmet Needs

8. On-demand Transportation
9. Holiday and Weekend Transportation
10. More Wheelchair-Accessible Vehicles and Services
11. Rides Home After Hospital Stays
12. Employment Transportation
13. More Access to Community Programs
14. Increased Transportation for Veterans

5

www.rlsassociates.com

UNMET NEEDS: HANCOCK COUNTY

6



Unmet Needs

1. A Guaranteed Ride Home Program
2. An Increase in Transportation Reliability and Dependability
3. A Solution to Capacity Constraints
4. Increased Technology
5. Specialized Service for Frail Individuals with Special Needs
6. A Deviated Fixed Route in Town
7. Student/College Student Transit

UNMET NEEDS: HARDIN COUNTY



Unmet Needs

1. Transportation for At-Risk High School Drop-Outs to Job Training

UNMET NEEDS: PUTNAM COUNTY



Unmet Needs

1. Increased Employment and Social Transportation for Individuals with Disabilities
2. Escort Service from the Vehicle into the Destination and Possibly a Wheelchair Transfer
3. Transportation to Clinics for Homebound Individuals in Emergency Situations
4. Expansion of HATS into Putnam County

UNMET NEEDS: WYANDOT COUNTY



Unmet Needs

1. School Trip for Autistic Children to Findlay
2. More Transportation Options for Dialysis Patients

13

www.rlsinc.com

PUBLIC SURVEY RESULTS

14



Survey

- ◆ Hancock County, 95 public survey participants
- ◆ Hardin County, 25 participants
- ◆ Putnam County, 35 participants
- ◆ Wyandot County, 4 participants

15

www.rlsinc.com

Most Common Local Destinations

- ◆ Hancock County: Walmart, Meijer, The Family Center
- ◆ Hardin County: Doctor, Walmart, Bank
- ◆ Putnam County: Walmart, Bank, Grocery
- ◆ Wyandot County: Walmart, Dollar General, Wyandot Memorial Hospital, Pharmacy

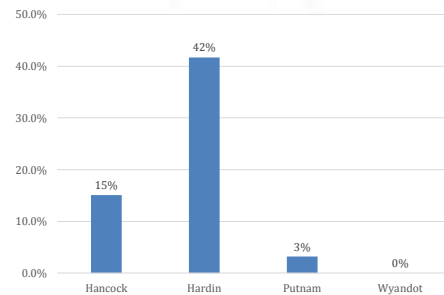
16

Common Destinations for Work/Pleasure

- ◆ Hancock County: Findlay, Bowling Green, Lima, and Fostoria
- ◆ Hardin County: Kenton, Lima, Ada
- ◆ Putnam County: Ottawa, Allen County, Hancock County
- ◆ Wyandot County: Marion, Findlay, Mansfield, Carey

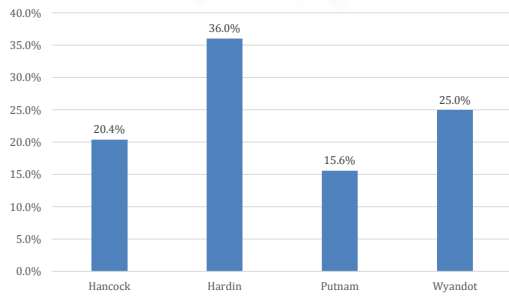
17

Unfamiliarity with All Local Transportation Options



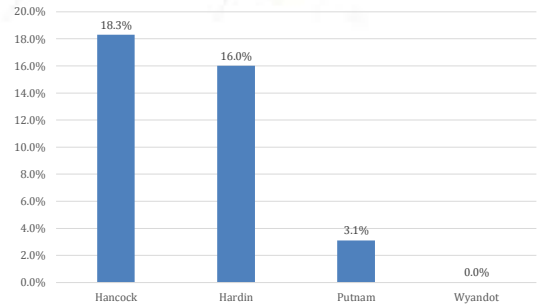
18

Zero Vehicle Households



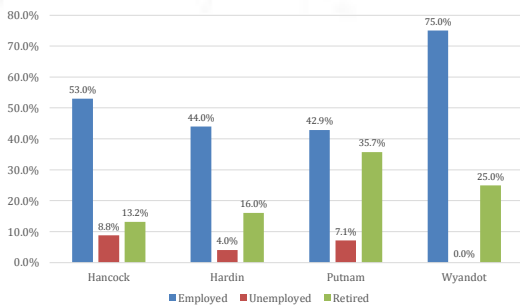
19

Zero Driver Households



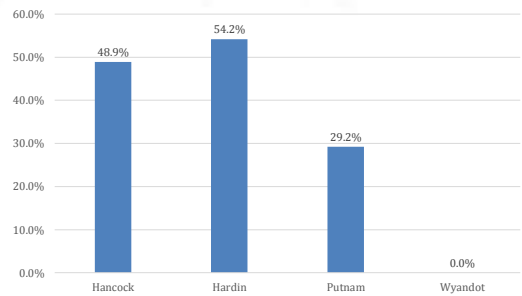
20

Employment Status



21

Annual Income of Less Than \$20,000



22

GOALS AND STRATEGIES

23



Previous Plan Goals

- ◆ Increase issue awareness and appreciation among influencers of local public opinion.
- ◆ Provide operational funding options for meeting the transportation needs of target populations.
- ◆ Encourage cooperation and communication among stakeholders.



Previous Plan Goals

- ◆ Build on HHWP’s regional mission and facilities to explore options for expanding public transportation services.
- ◆ Identify gaps in service and unmet needs.

25

www.rlsassociates.com



Updated Goals

- ◆ Which goals should move forward into the new plan?
- ◆ If some go forward, should they be revised?
- ◆ Are there new goals the counties together would like to work towards vs. goals for each individual county?

26

www.rlsassociates.com



New Goals

- ◆ Please take 5 minutes to write down joint goals you would like to see included in the plan.

27

www.rlsassociates.com



Goal Suggestions

- ◆ Based on feedback from public meetings and public surveys, RLS and Associates, Inc. suggests the following joint goals:
 1. Increase Public Knowledge of Available Services
 2. Increase Wheelchair Accessible Transportation
 3. Expand Public Transit Services
 4. Expand Mobility Manager to All Counties
 5. Develop Networking System Among Providers and Agencies to Share Information

www.rlsassociates.com



Strategies

- ◆ Goal #1.
 - Information page or link on social service and human service agency website.
 - Banner or information on public broadcasting.
 - Community event booths.
 - Distribute brochures and rider guide in communities.
 - Quarterly report to the community, newspaper and local government officials

29

www.rlsassociates.com



Strategies

- ◆ Goal #2
 - Educate local charitable organizations of unmet need and request funding for vehicles.
 - MOU among providers to order only accessible vehicles.
 - Solicit financial assistance from medical centers and hospitals.

30

www.rlsassociates.com



Strategies

- ◆ Goal #3
 - Secure support from Putman County elected officials.
 - Solicit contract service agreements for additional funding.
 - Investigate ODOT grant possibilities.

31

www.rlsmissouri.com



Strategies

- ◆ Goal #4
 - ODOT coordination grant for expanded Mobility Manager service.
 - United Way
 - Hospitals

32

www.rlsmissouri.com



Strategies

- ◆ Goal #5
 - Facebook group.
 - Listserv group.
 - Online resource guide.
 - Web based meetings.
 - Online chats.

33

www.rlsmissouri.com



Strategies Other Goals

- ◆ County Specific
 - Hancock
 - Hardin
 - Putnam
 - Wyandotte
- ◆ Other Joint Goals

34

www.rlsmissouri.com



Prioritize

- ◆ Rate Goals
- ◆ Determine Goal Term
 - Short- within 12 months
 - Intermediate – 12 to 24 months
 - Long Range – 24 months to 48 months
 - Ongoing

35

www.rlsmissouri.com

NEXT STEPS

36

Draft Final Reports

- ◆ Stakeholders Review the Draft Plans and Submit Comments to RLS by Phone or Email

Final Plan

- ◆ Final Report for each county
 - Must be adopted by governing boards and submitted as one plan to ODOT

Participation Reminder

- ◆ Participation in Meetings and Interviews is Required for Funding Eligibility –
 - Applications for Funding Must be Part of the Coordinated Transportation Plan.



**Coordinated Public Transit-Human Services
Transportation Plan Update
APPENDIX**

**Section A-4:
Elderly and Disabled Feedback and Adoption Meeting**



Sign-In Sheet

Wyandot County 2015 Coordinated Public Transit-Human Services Transportation Plan Update
June 17, 2015

Name	Do you consider yourself:			Address (Optional)	E-mail	Phone Number
	60+	Disabled	Prefer Not to Say			
Mari Adams				816 curts Nevada, OH		482-2639
* Sunny Peters				12836 Top Hwy 133 Nevada, Ohio (Home)	gladyrornstein @gmail.com	419-689-0457
Heather Lynn Stein				7836 St. Rt. 199 young sandusky 41925		422-2222
Betty M. Smith				452 N. Sandusky 199st		419-591-103
Paul Peters						
Carol Miller				Nevada		

Sign-In Sheet

Wyandot County 2015 Coordinated Public Transit-Human Services Transportation Plan Update
June 17, 2015

Name	Do you consider yourself:			Address (Optional)	E-mail	Phone Number
	60+	Disabled	Prefer Not to Say			
Betty Rowling				1158. Main Meranda, O. 44849		740- 488-2663
Steve Setz				5703 CH 37 UPPER Sanduski, OH 43351	StuSetz10@ gmail.com	419-310-2082
Jan Walker					dcunews@ dailychristianunion. com	419 294 2332 ext 28
Bill CLINGER					belinger@ co.wyandot.oh.us	419-294-3836
JASON HEINMAN					heinman@angelinc.com	419-294-4901

Sign-In Sheet

Wyandot County 2015 Coordinated Public Transit-Human Services Transportation Plan Update

June 17, 2015

Name	Do you consider yourself:			Address (Optional)	E-mail	Phone Number
	60+	Disabled	Prefer Not to Say			
Faith G. Cheney				300 Highland Pt Apt. 3A Upper Sandusky OH 44885	—	419-294-2106
Ryhlis Jean Hogan				135 Essex way Apt 109 Upper Sandusky OH 43351	—	419-294-6725
Ryan Pearson				Upper Sandusky	director@wyandot-services.com	419-294-5733
Angie Appleby				Upper Sandusky	applebyangie@yahoo.com	(419)294-1714
Heather Kuenzi				Upper Sandusky		

Sign-In Sheet

Wyandot County 2015 Coordinated Public Transit-Human Services Transportation Plan Update
 June 17, 2015

Name	Do you consider yourself:			Address (Optional)	E-mail	Phone Number
	60+	Disabled	Prefer Not to Say			
LOKI				Upper Sandusky.		419.458.0012
LINDA				Upper Sandusky		
Joe				Upper Sandusky		419.788.1393
MICHA				Upper Sandusky		
Hunter Moler				UPPER SANDUSKY		

Sign-In Sheet
 Wyandot County 2015 Coordinated Public Transit-Human Services Transportation Plan Update
 June 17, 2015

Name	Do you consider yourself:			Address (Optional)	E-mail	Phone Number
	60+	Disabled	Prefer Not to Say			
PK				Upper Sandusky		
Tiffany Goin				Carey		
Nicky Bell				Upper Sandusky		
Claire Simpson				Kirkby		
Sarah PK				Sycamore		

Wyandot County Coordinated Public Transit-Human Services Transportation Plan
MINUTES OF ELDERLY AND DISABLED MEETING
Wednesday, June 17, 2015

1. Overview of the Coordinated Public Transit-Human Services Transportation Plan

Julie Schafer of RLS and Associates, Inc. presented the coordinated transportation plan in its current state to members of the Wyandot County elderly and disabled population. Areas covered were as follows:

- ◆ Purpose of Coordinated Transportation Plans
- ◆ Funding Sources Available to Plan Participants
- ◆ Demographics of Wyandot County
- ◆ Feedback Received from the Public Forum in April 2014
- ◆ Public Survey Results
- ◆ Final Steps of the Plan

2. Additional Feedback from Meeting Attendees

After the overview of the plan process had been completed, the floor was opened up for comments from meeting attendees. The comments received were as follows:

- ◆ The services provided by the Council on Aging and the Board of Developmental Disabilities is very much appreciated by those who use it. Transportation options are scarce in Wyandot County.
- ◆ Some meeting attendees were dismayed at the low amount of public participation in the public survey. They are hopeful that more of the Wyandot County public will participate in the future for a true sense of the needs in the County.
- ◆ As the elderly and disabled populations are served to a great degree in Wyandot County, the only complaint mentioned was the need for weekend and holiday service to be available for the opportunity for social and shopping trips.

3. Plan Approval

Once all meeting attendees received a chance to provide additional feedback for the plan, a motion was presented for plan approval, with the caveat that all new feedback received would be added into the plan. The motion unanimously passed, approving the Wyandot County Coordinated Public Transit-Human Services Transportation Plan.








**Coordinated Public Transit-Human Services
Transportation Plan Update
APPENDIX**


**Section A-5:
Wyandot County Employer Survey Results**








1. Identification of Organization

		Response Percent	Response Count
Company Name:		100.0%	2
Name:		100.0%	2
Title:		100.0%	2
Email Address:		100.0%	2
Phone Number:		100.0%	2
		answered question	2
		skipped question	0


2. Nature of business:

		Response Percent	Response Count
Manufacturing		0.0%	0
Medical		0.0%	0
Government		0.0%	0
Human Service Agency		0.0%	0
Non-Profit		100.0%	2
Tourism		0.0%	0
Other (please specify)		0.0%	0
answered question			2
skipped question			0

3. Location of Main Office:

		Response Percent	Response Count
Address:		100.0%	2
Address 2:		0.0%	0
City/Town:		100.0%	2
State:		100.0%	2
ZIP:		100.0%	2
Country:		100.0%	2
answered question			2
skipped question			0

4. Does your company have additional branches within Hancock, Hardin, Putnam, and/or Wyandot Counties?

		Response Percent	Response Count
Yes		0.0%	0
No		100.0%	2
	If Yes, how many?		0
answered question			2
skipped question			0

5. Please indicate the city or town of branch locations:

		Response Percent	Response Count
Branch 1		0.0%	0
Branch 2		0.0%	0
Branch 3		0.0%	0
Branch 4		0.0%	0
Branch 5		0.0%	0
answered question			0
skipped question			2

6. How many employees does your branch offices have?

		Response Percent	Response Count
1-10 employees		0.0%	0
11-25 employees		0.0%	0
26-50 employees		0.0%	0
51-100 employees		0.0%	0
101-200 employees		0.0%	0
201-300 employees		0.0%	0
301-400 employees		0.0%	0
401-500 employees		0.0%	0
501 or more employees		0.0%	0
		answered question	0
		skipped question	2

7. Number of Company Provided Parking Spaces on Branch Office Site(s):

		Response Percent	Response Count
1-10		0.0%	0
11-25		0.0%	0
26-50		0.0%	0
51-100		0.0%	0
101-200		0.0%	0
201-300		0.0%	0
301 or more		0.0%	0
answered question			0
skipped question			2

8. How many total employees does your company have?

		Response Percent	Response Count
1-10 employees		0.0%	0
11-25 employees		0.0%	0
26-50 employees		0.0%	0
51-100 employees		100.0%	2
101-200 employees		0.0%	0
201-300 employees		0.0%	0
301-400 employees		0.0%	0
401-500 employees		0.0%	0
501 or more employees		0.0%	0
answered question			2
skipped question			0


9. How many employees does your main business headquarters have?

		Response Percent	Response Count
1-10 employees		0.0%	0
11-25 employees		0.0%	0
26-50 employees		0.0%	0
51-100 employees		100.0%	1
101-200 employees		0.0%	0
201-300 employees		0.0%	0
301-400 employees		0.0%	0
401-500 employees		0.0%	0
501 or more employees		0.0%	0
answered question			1
skipped question			1

10. Does the number of employees change seasonally?

		Response Percent	Response Count
Yes		0.0%	0
No		100.0%	2
If Yes, please indicate the percentage increase of employees for seasonal employment			0
answered question			2
skipped question			0

11. Number of company provided parking spaces on business headquarters site:

		Response Percent	Response Count
1-10		0.0%	0
11-25		0.0%	0
26-50		100.0%	2
51-100		0.0%	0
101-200		0.0%	0
201-300		0.0%	0
301 or more		0.0%	0
answered question			2
skipped question			0

12. Are parking spaces shared with customers?

	Yes	No	Rating Count
Main Office:	0.0% (0)	100.0% (2)	2
Branch Office:	0.0% (0)	100.0% (1)	1
answered question			2
skipped question			0


13. How many miles does an average employee travel one way from home to work?

		Response Percent	Response Count
0-5		0.0%	0
6-10		0.0%	0
11-20		100.0%	2
21-30		0.0%	0
31-50		0.0%	0
51 or more		0.0%	0
answered question			2
skipped question			0

14. What percentage of your employees make below \$25,500 per year?

		Response Percent	Response Count
0-10%		0.0%	0
11-20%		100.0%	1
21-30%		0.0%	0
31-40%		0.0%	0
41-50%		0.0%	0
Over 51%		0.0%	0
answered question			1
skipped question			1

15. Does your company offer any programs that encourage employees to take public transit or carpool to work?

		Response Percent	Response Count
Yes		0.0%	0
No		100.0%	2
	If Yes, please specify:		0
	answered question		2
	skipped question		0








16. If you are familiar with the transportation services provided by Angeline School and Industries, what is your impression of the services provided? Rate each category from 1 to 5 where 1 = Needs Improvement and 5 = Great

	1	2	3	4	5	Rating Average	Rating Count
Hours of Operation	0.0% (0)	0.0% (0)	0.0% (0)	100.0% (2)	0.0% (0)	4.00	2
Days of Operation	0.0% (0)	0.0% (0)	0.0% (0)	100.0% (2)	0.0% (0)	4.00	2
Route Travel Pattern Design	0.0% (0)	0.0% (0)	0.0% (0)	100.0% (1)	0.0% (0)	4.00	1
Appropriate Stop Locations	0.0% (0)	0.0% (0)	0.0% (0)	100.0% (2)	0.0% (0)	4.00	2
Service Area	0.0% (0)	0.0% (0)	0.0% (0)	100.0% (2)	0.0% (0)	4.00	2
On time performance	0.0% (0)	0.0% (0)	50.0% (1)	50.0% (1)	0.0% (0)	3.50	2
Fares	0.0% (0)	0.0% (0)	0.0% (0)	100.0% (1)	0.0% (0)	4.00	1
Handicap Accessibility	0.0% (0)	0.0% (0)	0.0% (0)	0.0% (0)	100.0% (2)	5.00	2
Ease of Scheduling a Trip(for route deviation and county service)	0.0% (0)	0.0% (0)	0.0% (0)	0.0% (0)	100.0% (1)	5.00	1
answered question							2
skipped question							0






17. If Wyandot County could do one thing for your company to improve transportation in your area, what would it be?

	Response Count
	1
answered question	1
skipped question	1






18. What are your days of operation? Check all that apply

		Response Percent	Response Count
Monday		100.0%	2
Tuesday		100.0%	2
Wednesday		100.0%	2
Thursday		100.0%	2
Friday		100.0%	2
Saturday		100.0%	2
Sunday		100.0%	2
	answered question		2
	skipped question		0











19. What are your company's Monday thru Friday shift times?

		Response Percent	Response Count
1st Shift Start time:		100.0%	2
1st Shift End time:		100.0%	2
2nd Shift Start time:		100.0%	2
2nd Shift End time:		100.0%	2
3rd Shift Start time:		100.0%	2
3rd Shift End time:		100.0%	2
		answered question	2
		skipped question	0






20. What are your company's Saturday and Sunday shift times?

		Response Percent	Response Count
1st Shift Start time:		100.0%	2
1st Shift End time:		100.0%	2
2nd Shift Start time:		100.0%	2
2nd Shift End time:		100.0%	2
3rd Shift Start time:		100.0%	2
3rd Shift End time:		100.0%	2
		answered question	2
		skipped question	0


21. Does your company operate on the following holidays? (Select all that apply)

		Response Percent	Response Count
New Year's Day		100.0%	2
Martin Luther King Day		100.0%	2
Presidents Day		100.0%	2
Memorial Day		100.0%	2
Independence Day		100.0%	2
Labor Day		100.0%	2
Columbus Day		100.0%	2
Veterans Day		100.0%	2
Thanksgiving Day		100.0%	2
Christmas Day		100.0%	2
		answered question	2
		skipped question	0






22. What are your company's holiday shift times?

		Response Percent	Response Count
1st Shift Start time:		100.0%	2
1st Shift End time:		100.0%	2
2nd Shift Start time:		100.0%	2
2nd Shift End time:		100.0%	2
3rd Shift Start time:		100.0%	2
3rd Shift End time:		100.0%	2
		answered question	2
		skipped question	0


23. Where do most of your employees commute from? (Check all that apply)

		Response Percent	Response Count
Tiffin		0.0%	0
Marion		0.0%	0
Findlay		0.0%	0
Mansfield		0.0%	0
Lima		0.0%	0
Columbus		0.0%	0
Toledo		0.0%	0
Bowling Green		0.0%	0
Other (please specify)		100.0%	2
answered question			2
skipped question			0



24. Approximately how many current employees use the following transportation options for travel to work (please use number or percentage estimates)?

		Response Percent	Response Count
Share rides with co-workers (carpool)		100.0%	2
Family Members		100.0%	2
Friends		100.0%	2
Personal Vehicle		100.0%	2
Other (please specify)		100.0%	2
answered question			2
skipped question			0



25. Has your business had difficulty finding a dependable work force due to a potential employee's lack of transportation?

		Response Percent	Response Count
Yes		0.0%	0
No		100.0%	2
If Yes, please explain:			0
answered question			2
skipped question			0



26. Have you ever been unable to employ an individual because of a lack of transportation?

		Response Percent	Response Count
Yes		0.0%	0
No		100.0%	2
If Yes, please explain:			0
answered question			2
skipped question			0


27. If public transportation that were available to your current employees, do you believe that they would take advantage of it for meeting their employment related transportation needs and seeking gainful employment?

		Response Percent	Response Count
Yes		100.0%	1
No		0.0%	0
answered question			1
skipped question			1


28. Would you be willing to assist in a survey of your employees to determine their interest in public transportation?

		Response Percent	Response Count
Yes		100.0%	2
No		0.0%	0
answered question			2
skipped question			0


29. Would your company be willing to participate in transportation efforts by educating employees about their transportation options?

		Response Percent	Response Count
Yes		100.0%	2
No		0.0%	0
answered question			2
skipped question			0


30. Is your company aware of the tax advantages available to employers who provide employees with commuter benefits?

		Response Percent	Response Count
Yes		0.0%	0
No		100.0%	2
answered question			2
skipped question			0

31. If no to the above question, would you be interested in learning more about this tax advantage?

		Response Percent	Response Count
Yes		100.0%	2
No		0.0%	0
answered question			2
skipped question			0


32. Would your company be willing to participate in the payment of a reasonable fare for each of your employees who might use public transportation to get to work?

		Response Percent	Response Count
Yes		0.0%	0
No		100.0%	1
answered question			1
skipped question			1

33. What would be the maximum amount per round trip that your company would be willing to consider paying for each employee daily?

		Response Percent	Response Count
\$1-2		0.0%	0
\$2-3		0.0%	0
\$3-4		0.0%	0
\$4-5		0.0%	0
Other (please specify)		0.0%	0
answered question			0
skipped question			2

34. Would your company be willing to establish and administer an employee payroll deduction plan to cover either all or a portion of the cost for transportation service?

		Response Percent	Response Count
Yes		0.0%	0
No		100.0%	1
answered question			1
skipped question			1

35. What are your company's future expansion plans at this site (including parking)?

	Response Count
	0
answered question	0
skipped question	2

36. If there are expansion plans, where do you believe the additional employees as a result of future expansion will commute from?

	Response Percent	Response Count
Tiffin	0.0%	0
Marion	0.0%	0
Mansfield	0.0%	0
Lima	0.0%	0
Findlay	0.0%	0
Bowling Green	0.0%	0
Bucyrus	0.0%	0
Kenton	0.0%	0
Norwalk	0.0%	0
Bellveue	0.0%	0
Fremont	0.0%	0
Toledo	0.0%	0
Other (please specify)	0.0%	0
answered question		0
skipped question		2

37. Do you have any other ideas, comments, or issues concerning current or future public transportation that you would like to tell us about?

	Response Count
	0
answered question	0
skipped question	2

Page 1, Q1. Identification of Organization

1

Company Name:	Wyandot County Skilled Nursing & Rehab Center	Jul 19, 2014 5:58 AM
Name:	Angie Appleby	Jul 19, 2014 5:58 AM
Title:	Transportation	Jul 19, 2014 5:58 AM
Email Address:	applebyangie@yahoo.com	Jul 19, 2014 5:58 AM
Phone Number:	(419)294-1714	Jul 19, 2014 5:58 AM

2

Company Name:	Wyandot County Skilled Nursing & Rehabilitation Center	Jul 17, 2014 9:24 AM
Name:	Angie Appleby	Jul 17, 2014 9:24 AM
Title:	Transportation	Jul 17, 2014 9:24 AM
Email Address:	applebyangie@yahoo.com	Jul 17, 2014 9:24 AM
Phone Number:	(419)294-1714	Jul 17, 2014 9:24 AM

Page 2, Q3. Location of Main Office:

1

Address:	7830 State Highway 199	Jul 19, 2014 6:00 AM
City/Town:	Upper Sandusky	Jul 19, 2014 6:00 AM
State:	OH	Jul 19, 2014 6:00 AM
ZIP:	43351	Jul 19, 2014 6:00 AM
Country:	United States	Jul 19, 2014 6:00 AM

2

Address:	7830 State Highway 199	Jul 17, 2014 9:25 AM
City/Town:	Upper Sandusky	Jul 17, 2014 9:25 AM
State:	OH	Jul 17, 2014 9:25 AM
ZIP:	43351	Jul 17, 2014 9:25 AM
Country:	Wyandot	Jul 17, 2014 9:25 AM

Page 6, Q17. If Wyandot County could do one thing for your company to improve transportation in your area, what would it be?

1 Have a public transportation

Jul 17, 2014 9:35 AM

Page 7, Q19. What are your company's Monday thru Friday shift times?

1st Shift Start time:

1 7am Jul 19, 2014 6:08 AM

2 7:00 Jul 17, 2014 9:39 AM

1st Shift End time:

1 3pm Jul 19, 2014 6:08 AM

2 3:00 Jul 17, 2014 9:39 AM

2nd Shift Start time:

1 3pm Jul 19, 2014 6:08 AM

2 3:00 Jul 17, 2014 9:39 AM

2nd Shift End time:

1 11pm Jul 19, 2014 6:08 AM

2 11:00 Jul 17, 2014 9:39 AM

3rd Shift Start time:

1 11pm Jul 19, 2014 6:08 AM

2 11:00 Jul 17, 2014 9:39 AM

3rd Shift End time:

1 7am Jul 19, 2014 6:08 AM

2 7:00 Jul 17, 2014 9:39 AM

Page 7, Q20. What are your company's Saturday and Sunday shift times?

1st Shift Start time:

1 7am Jul 19, 2014 6:08 AM

2 7:00 Jul 17, 2014 9:39 AM

1st Shift End time:

1 3pm Jul 19, 2014 6:08 AM

2 3:00 Jul 17, 2014 9:39 AM

2nd Shift Start time:

1 3pm Jul 19, 2014 6:08 AM

2 3:00 Jul 17, 2014 9:39 AM

2nd Shift End time:

1 11pm Jul 19, 2014 6:08 AM

2 11:00 Jul 17, 2014 9:39 AM

3rd Shift Start time:

1 11pm Jul 19, 2014 6:08 AM

2 11:00 Jul 17, 2014 9:39 AM

3rd Shift End time:

1 7am Jul 19, 2014 6:08 AM

2 7:00 Jul 17, 2014 9:39 AM

Page 7, Q22. What are your company's holiday shift times?

1st Shift Start time:		
1	7am	Jul 19, 2014 6:08 AM
2	7:00	Jul 17, 2014 9:39 AM
1st Shift End time:		
1	3pm	Jul 19, 2014 6:08 AM
2	3:00	Jul 17, 2014 9:39 AM
2nd Shift Start time:		
1	3pm	Jul 19, 2014 6:08 AM
2	3:00	Jul 17, 2014 9:39 AM
2nd Shift End time:		
1	11pm	Jul 19, 2014 6:08 AM
2	11:00	Jul 17, 2014 9:39 AM
3rd Shift Start time:		
1	11pm	Jul 19, 2014 6:08 AM
2	11:00	Jul 17, 2014 9:39 AM
3rd Shift End time:		
1	7am	Jul 19, 2014 6:08 AM
2	7:00	Jul 17, 2014 9:39 AM

Page 7, Q23. Where do most of your employees commute from? (Check all that apply)

1	Carey, Upper Sandusky,Wharton	Jul 19, 2014 6:08 AM
2	Carey	Jul 17, 2014 9:39 AM

Page 7, Q24. Approximately how many current employees use the following transportation options for travel to work (please use number or percentage estimates)?

Share rides with co-workers (carpool)		
1	1%	Jul 19, 2014 6:08 AM
2	0	Jul 17, 2014 9:39 AM
Family Members		
1	0	Jul 19, 2014 6:08 AM
2	0	Jul 17, 2014 9:39 AM
Friends		
1	0	Jul 19, 2014 6:08 AM
2	0	Jul 17, 2014 9:39 AM
Personal Vehicle		
1	95%	Jul 19, 2014 6:08 AM
2	0	Jul 17, 2014 9:39 AM
Other (please specify)		
1	4% get dropped off by someone	Jul 19, 2014 6:08 AM
2	drive self	Jul 17, 2014 9:39 AM



**Coordinated Public Transit-Human Services
Transportation Plan Update
APPENDIX**

**Section A-6:
62 Federal Funding Sources for Transportation**



GAO Summary of Sixty-Two Programs

No.	Agency	Department/ Branch	Program	Popular title of authorizing legislation	U.S. Code provisions authorizing funds for transportation	Typical uses as reported by program officials	Types of trips as reported by program officials	Target population as defined by program officials	Fiscal year 2001 federal spending on transportation
1	DOA	Department of Agriculture, Food and Nutrition Service	Food Stamp Employment and Training Program	Food Stamp Act of 1977, as amended	7 U.S.C. § 2015(d)(4)(l)(i)(I)	Reimbursement or advanced payment for Gasoline expenses or bus fare	To access education, training, employment services, and employment placements	Low-income persons between the ages of 16 and 59	\$12,952,956
2	DOE	Department of Education, Office of Elementary and Secondary Education	21st-Century Community Learning Centers	No Child Left Behind Act of 2001	20 U.S.C. § 7173(a)(10)	Contract for service	To access educational services	Students from low-income families	\$84,600,000
3	DOE	Department of Education, Office of Elementary and Secondary Education	Voluntary Public School Choice	No Child Left Behind Act of 2001	20 U.S.C. § 7225a(a)	Contract for services, purchase and operate vehicles, hire bus drivers and transportation directors, purchase bus passes, redesign transportation plans including new routing systems, offer professional development for bus drivers	To access educational services and programs	Students from underperforming schools who choose to transfer to higher performing schools	New program, no actual data or estimate available from the federal agency
4	DOE	Department of Education, Office of Special Education and Rehabilitative Services	Assistance for Education of All Children with Disabilities	Individuals with Disabilities Education Act Disabilities	20 U.S.C. § 1401(a)(22), 1411(a)(1)	Purchase and operate vehicles, contract for service	To access educational services	Children with disabilities	No actual data or estimate available from the federal agency
5	DOE	Department of Education, Office of Special Education and Rehabilitative Services	Centers for Independent Living	Workforce Investment Act of 1998	29 U.S.C. § 796f- 4(b)(3) and 705(18)(xi)	Referral, assistance, and training in the use of public transportation	To access program services	Persons with a significant disability	No actual data or estimate available from the federal agency

No.	Agency	Department/ Branch	Program	Popular title of authorizing legislation	U.S. Code provisions authorizing funds for transportation	Typical uses as reported by program officials	Types of trips as reported by program officials	Target population as defined by program officials	Fiscal year 2001 federal spending on transportation
6	DOE	Department of Education, Office of Special Education and Rehabilitative Services	Independent Living Services for Older Individuals Who Are Blind	Workforce Investment Act of 1998	29 U.S.C. § 796k(e)(5)	Referral, assistance, and training in the use of public transportation	To access program services, for general trips	Persons aged 55 or older who have Significant visual impairment	No actual data or estimate available from the federal agency
7	DOE	Department of Education, Office of Special Education and Rehabilitative Services	Independent Living State Grants	Workforce Investment Act of 1998	29 U.S.C. §§ 796e-2(1) and 705(18)(xi)	Referral, assistance, and training in the use of public transportation	To access program services, employment opportunities	Persons with a significant disability	No actual data or estimate available from the federal agency
8	DOE	Department of Education, Office of Special Education and Rehabilitative Services	Supported Employment Services for Individuals with Most Significant Disabilities	Workforce Investment Act of 1998	29 U.S.C. §§ 795g and 705(36)	Transit subsidies for public and private transportation (e.g. bus, taxi, and paratransit), training in the use of public transportation	To access employment placements, employment services, and vocational rehabilitation services	Persons with most significant disabilities	No actual data or estimate available from the federal agency
9	DOE	Department of Education, Office of Special Education and Rehabilitative Services	Vocational Rehabilitation Grants	Rehabilitation Act of 1973, as amended	29 U.S.C. § 723(a)(8)	Transit subsidies for public and private transportation (e.g. bus, taxi, and paratransit), training in the use of public transportation	To access employment placements, employment services, and vocational rehabilitation services	Persons with physical or mental impairments	\$50,700,000 (estimate)
10	HHS	Department of Health and Human Services, Administration for Children and Families	Child Care and Development Fund	Child Care and Development Block Grant Act of 1990, as amended	42 U.S.C. § 9858c	States rarely use CCDF funds for transportation and only under very Restricted circumstances	To access child care services	Children from low-income families	\$0 (estimate)

No.	Agency	Department/ Branch	Program	Popular title of authorizing legislation	U.S. Code provisions authorizing funds for transportation	Typical uses as reported by program officials	Types of trips as reported by program officials	Target population as defined by program officials	Fiscal year 2001 federal spending on transportation
11	HHS	Department of Health and Human Services, Administration for Children and Families	Community Services Block Grant Programs	Community Opportunities, Accountability, Training, and Educational Services Act of 1998	42 U.S.C. § 9904	Taxi vouchers, bus tokens	General trips	Low-income persons	No actual data or estimate available from the federal agency
12	HHS	Department of Health and Human Services, Administration for Children and Families	Developmental Disabilities Projects of National Significance	Developmental Disabilities Assistance and Bill of Rights Act of 2000	42 U.S.C. § 15002, 15081(2)(D)	Transportation information, feasibility studies, planning	General trips	Persons with developmental disabilities	No actual data or estimate available from the federal agency
13	HHS	Department of Health and Human Services, Administration for Children and Families	Head Start	Augustus F. Hawkins Human Services Reauthorization Act of 1990	42 USCA § 9835(a)(3)(C) (ii)	Purchase and operate vehicles, contract with transportation providers, coordinate with local education agencies	To access educational services	Children from low-income families	\$514,500,000 (estimate)
14	HHS	Department of Health and Human Services, Administration for Children and Families	Refugee and Entrant Assistance Discretionary Grants	Refugee Act of 1980, as amended	8 U.S.C. § 1522(b)(7)(D), 1522(c)	Bus passes	To access employment and educational services	Refugees	No actual data or estimate available from the federal agency
15	HHS	Department of Health and Human Services, Administration for Children and Families	Refugee and Entrant Assistance State Administered Programs	Refugee Act of 1980, as amended	8 U.S.C. § 1522(b)(7)(D), 1522(c)	Bus passes	To access employment and educational services	Refugees	No actual data or estimate available from the federal agency
16	HHS	Department of Health and Human Services, Administration for Children and Families	Refugee and Entrant Assistance Targeted Assistance	Refugee Act of 1980, as amended	8 U.S.C. § 1522(b)(7)(D), 1522(c)	Bus passes	To access employment and educational services	Refugees	No actual data or estimate available from the federal agency

No.	Agency	Department/ Branch	Program	Popular title of authorizing legislation	U.S. Code provisions authorizing funds for transportation	Typical uses as reported by program officials	Types of trips as reported by program officials	Target population as defined by program officials	Fiscal year 2001 federal spending on transportation
17	HHS	Department of Health and Human Services, Administration for Children and Families	Refugee and Entrant Assistance Voluntary Agency Programs	Refugee Act of 1980, as amended	8 U.S.C. § 1522(b)(7)(D), 1522(c)	Bus passes	To access employment and educational services	Refugees	No actual data or estimate available from the federal agency
18	HHS	Department of Health and Human Services, Administration for Children and Families	Social Services Block Grants	Social Security Act, as amended	42 U.S.C. § 1397a(a)(2)(A)	Any transportation related use	To access medical or social services	States determine what categories of families and children	\$18,459,393
19	HHS	Department of Health and Human Services, Administration for Children and Families	State Councils on Developmental Disabilities and Protection and Advocacy Systems	Developmental Disabilities Assistance and Bill of Rights Act of 2000	42 U.S.C. §15002, 15025	State Councils provide small grants and contracts to local organizations to establish transportation projects or collaborate in improving transportation for people with disabilities; Protection and Advocacy Systems ensure that people with disabilities have access to public transportation as required by law	All or general trips	Persons with developmental disabilities and family members	\$786,605 (partial outlay)
20	HHS	Department of Health and Human Services, Administration for Children and Families	Temporary Assistance for Needy Families	Personal Responsibility and Work Opportunity Reconciliation Act of 1996, as amended	42 U.S.C. § 604(a), (k)	Any use that is reasonably calculated to accomplish a purpose of the TANF program and the allowable matching portion of JARC grants	General trips	No assistance is provided to families without a minor child, but states determine Specific eligibility	\$160,462,214 (partial outlay)j
21	HHS	Department of Health and Human Services, Administration on Aging	Grants for Supportive Services and Senior Centers	Older Americans Act of 1965, as amended	42 U.S.C. § 3030d (a)(2)	Contract for services	To access program services, medical, and for general trips	Program is targeted to persons aged 60 or over	\$72,496,003

No.	Agency	Department/ Branch	Program	Popular title of authorizing legislation	U.S. Code provisions authorizing funds for transportation	Typical uses as reported by program officials	Types of trips as reported by program officials	Target population as defined by program officials	Fiscal year 2001 federal spending on transportation
22	HHS	Department of Health and Human Services, Administration on Aging	Program for American Indian, Alaskan Native, and Native Hawaiian Elders	Older Americans Act of 1965, as amended	42 U.S.C. § 3057, 3030d(a)(2)	Purchase and operate vehicles	To access program services, medical, and for general trips	Program is for American Indian, Alaskan Native, and Native Hawaiian elders	No actual data or estimate available from the federal agency
23	HHS	Department of Health and Human Services, Centers for Medicare & Medicaid Services	Medicaid	Social Security Act, as amended	42 U.S.C. § 1396a, 1396n(e)(1)(A)	Bus tokens, subway passes, brokerage services	To access health care	Recipients are generally low income persons, but states determine specific eligibility	\$976,200,000
24	HHS	Department of Health and Human Services, Centers for Medicare & Medicaid Services	State Children's Health Insurance Program	Medicare, Medicaid, and SCHIP Benefits Improvement and Protection Act of 2000	42 U.S.C. § 1397jj(a)(26), -27	Any transportation related use	To access health care	Beneficiaries are primarily children from low-income families, but states determine eligibility	\$4,398,089
25	HHS	Department of Health and Human Services, Health Resources and Services Administration	Community Health Centers	Public Health Service Act, as amended	42 U.S.C. § 254b(b)(1)(A) (iv)	Bus tokens, vouchers, transportation coordinators, and drivers	To access health care	Medically underserved populations	\$4,200,000 (estimate)
26	HHS	Department of Health and Human Services, Health Resources and Services Administration	Healthy Communities Access Program	Public Health Service Act, as amended	42 U.S.C. § 256(e)(1)(B)(iii)	Improve coordination of transportation	To access health care	Uninsured or underinsured populations	No actual data or estimate available from the federal agency
27	HHS	Department of Health and Human Services, Health Resources and Services Administration	Healthy Start Initiative	Public Health Service Act, as amended	42 U.S.C. § 254c-8(e)(1)	Bus tokens, taxi vouchers, reimbursement for use of own vehicle	To access health care	Residents of areas with significant perinatal health disparities	No actual data or estimate available from the federal agency

No.	Agency	Department/ Branch	Program	Popular title of authorizing legislation	U.S. Code provisions authorizing funds for transportation	Typical uses as reported by program officials	Types of trips as reported by program officials	Target population as defined by program officials	Fiscal year 2001 federal spending on transportation
28	HHS	Department of Health and Human Services, Health Resources and Services Administration	HIV Care Formula Grants	Ryan White Comprehensive AIDS Resources Emergency Act of 1990	42 U.S.C. § 300f-21(a), 23(a)(2)(B)	Bus passes, tokens, taxis, vanpools, vehicle purchase by providers, mileage reimbursement	To access health care	Persons with HIV or AIDS	\$19,500,000
29	HHS	Department of Health and Human Services, Health Resources and Services Administration	Maternal and Child Services Grants	Social Security Act, as amended	42 U.S.C. § 701(a)(1)(A)	Any transportation related use	To access health care	Mothers, infants and children, particularly from low income families	No actual data or estimate available from the federal agency
30	HHS	Department of Health and Human Services, Health Resources and Services Administration	Rural Health Care, Rural Health Network, and Small Health Care Provider Programs	Health Centers Consolidation Act of 1996	42 U.S.C. § 254c	Purchase vehicles, bus passes	To access health care	Medically underserved populations in rural areas	No actual data or estimate available from the federal agency
31	HHS	Department of Health and Human Services, Substance Abuse and Mental Health Services Administration	Community Mental Health Services Block Grant	ADAMHA Reorganization Act, as amended	42 U.S.C. § 300x-1(b)(1)	Any transportation related use	To access program services	Adults with mental illness and children with emotional disturbance	No actual data or estimate available from the federal agency
32	HHS	Department of Health and Human Services, Substance Abuse and Mental Health Services Administration	Substance Abuse Prevention and Treatment Block Grant	ADAMHA Reorganization Act, as amended	42 U.S.C. § 300x-32(b)	Any transportation related use	To access program services	Persons with a substance related disorder and/or recovering from substance related disorder	No actual data or estimate available from the federal agency
33	HUD	Department of Housing and Urban Development, Office of Community Planning and Development	Community Development Block Grant	Housing and Community Development Act of 1974	42 U.S.C. § 5305(a)(8)	Purchase and operate vehicles	General trips	Program must serve a majority of low income persons	\$6,761,486 (partial outlay)

No.	Agency	Department/ Branch	Program	Popular title of authorizing legislation	U.S. Code provisions authorizing funds for transportation	Typical uses as reported by program officials	Types of trips as reported by program officials	Target population as defined by program officials	Fiscal year 2001 federal spending on transportation
34	HUD	Department of Housing and Urban Development, Office of Community Planning and Development	Housing Opportunities for Persons with AIDS	AIDS Housing Opportunity Act	42 U.S.C. § 12907(a)(3)	Contract for services	To access health care and other services	Low-income persons with HIV or AIDS and their families	\$190,252 (partial outlay)
35	HUD	Department of Housing and Urban Development, Office of Community Planning and Development	Supportive Housing Program	McKinney- Vento Homeless Assistance Act of 1987, as amended	42 U.S.C. § 11385	Bus tokens, taxi vouchers, purchase and operate vehicles	To access supportive services	Homeless persons and families with children	\$14,000,000 (estimate)
36	HUD	Department of Housing and Urban Development, Office of Public and Indian Housing	Revitalization of Severely Distressed Public Housing	Housing and Community Development Act of 1992, as amended	42 U.S.C. § 1437v(l)(3)	Bus tokens, taxi vouchers, contract for services	Trips related to employment or obtaining necessary supportive services	Residents of the severely distressed housing and residents of the revitalized units	\$700,000 (estimate)
37	DOI	Department of Interior, Bureau of Indian Affairs	Indian Employment Assistance	Adult Indian Vocational Training Act, as amended	25 U.S.C. § 309	Gas vouchers	To access training	Native American persons between the ages of 18 and 35	No actual data or estimate available from the federal agency
38	DOI	Department of Interior, Bureau of Indian Affairs	Indian Employment, Training and Related Services	Indian Employment, Training and Related Services Demonstration Act of 1992	25 U.S.C. § 3401	Gas vouchers	Employment related	Low-income Native American persons	No actual data or estimate available from the federal agency
39	DOL	Department of Labor, Employment and Training Administration	Job Corps	Workforce Investment Act of 1998	29 U.S.C. § 2888(a)(1), 2890	Bus tickets	To access Job Corps sites and employment services	Low-income youth	\$21,612,000

No.	Agency	Department/ Branch	Program	Popular title of authorizing legislation	U.S. Code provisions authorizing funds for transportation	Typical uses as reported by program officials	Types of trips as reported by program officials	Target population as defined by program officials	Fiscal year 2001 federal spending on transportation
40	DOL	Department of Labor, Employment and Training Administration	Migrant and Seasonal Farm Workers	Workforce Investment Act of 1998	29 U.S.C. § 2801(46), 2912(d)	Mileage reimbursement	To access employment placements or intensive and training services	Low-income persons and their dependents who are primarily employed in agricultural labor that is seasonal or migratory	No actual data or estimate available from the federal agency
41	DOL	Department of Labor, Employment and Training Administration	Native American Employment and Training	Workforce Investment Act of 1998	29 U.S.C. § 2911(d)(2)	Bus tokens, transit passes, use of tribal vehicles and grantee staff vehicles, mileage reimbursement for participants operating "car pool" services	To access employment placements, employment services	Unemployed American Indians and other persons of Native American descent	No actual data or estimate available from the federal agency
42	DOL	Department of Labor, Employment and Training Administration	Senior Community Service Employment Program	Older Americans Act of 1965	42 U.S.C. § 3056(c)(6)(A) (iv)	Mileage reimbursement, reimbursement for travel costs, and payment for cost of transportation	To access employment placements	Low-income persons aged 55 or over	\$4,400,000 (estimate)
43	DOL	Department of Labor, Employment and Training Administration	Trade Adjustment Assistance - Workers	Trade Act of 1974, as amended	19 U.S.C. § 2296(b)	Mileage reimbursement, transit fares	To access training	Persons found to be impacted by foreign trade, increased imports, or shift in production	No actual data or estimate available from the federal agency
44	DOL	Department of Labor, Employment and Training Administration	Welfare-to-Work Grants to Federally Recognized Tribes and Alaska Natives	Personal Responsibility and Work Opportunity Reconciliation Act of 1996	42 U.S.C. § 612(a)(3)(C)	Any transportation related use, though purchasing vehicles for individuals is not allowable	To access employment placements, employment services	American Indians and other persons of Native American descent who are long-term welfare recipients or are low-income	No actual data or estimate available from the federal agency
45	DOL	Department of Labor, Employment and Training Administration	Welfare-to-Work Grants to States and Localities	Personal Responsibility and Work Opportunity Reconciliation Act of 1996	42 U.S.C. § 603(a)(5)(C)	Any transportation related use, though purchasing vehicles for individuals is not allowable	To access employment placements, employment services	Long-term welfare recipients or low- income individuals	No actual data or estimate available from the federal agency

No.	Agency	Department/ Branch	Program	Popular title of authorizing legislation	U.S. Code provisions authorizing funds for transportation	Typical uses as reported by program officials	Types of trips as reported by program officials	Target population as defined by program officials	Fiscal year 2001 federal spending on transportation
46	DOL	Department of Labor, Employment and Training Administration	Work Incentive Grants	Workforce Investment Act of 1998, as amended	29 U.S.C. § 2801(46), 2864(d)(2)	Encourage collaboration with transportation providers	To access one- stop services	Persons with disabilities who are eligible for employment and training services	No actual data or estimate available from the federal agency
47	DOL	Department of Labor, Employment and Training Administration	Workforce Investment Act Adult Services Program	Workforce Investment Act of 1998, as amended	29 U.S.C. § 2801(46), 2864(e)(2)	Mileage reimbursement, bus tokens, vouchers	To access training	Priority must be given to people on assistance and low-income individuals	No actual data or estimate available from the federal agency
48	DOL	Department of Labor, Employment and Training Administration	Workforce Investment Act Dislocated Worker Program	Workforce Investment Act of 1998, as amended	29 U.S.C. § 2801(46), 2864(e)(2)	Transportation allowance or reimbursement, bus/subway tokens	To access transition assistance in order to find or qualify for new employment	Includes workers who have been laid off, or have received an individual notice of termination, or notice that a facility will close	No actual data or estimate available from the federal agency
49	DOL	Department of Labor, Employment and Training Administration	Workforce Investment Act Youth Activities	Workforce Investment Act of 1998, as amended	29 U.S.C. § 2801(46), 2854(a)(4)	Public transportation	To access training and other support services	Youth with low individual or family income	No actual data or estimate available from the federal agency
50	DOL	Department of Labor, Employment and Training Administration	Youth Opportunity Grants	Workforce Investment Act of 1998, as amended	29 U.S.C. § 2801(46), 2914(b)	Bus tokens	To access program services	Youth from high poverty areas, empowerment zones, or enterprise communities	\$415,000 (estimate)
51	DOL	Department of Labor, Employment Standards Administration	Black Lung Benefits Program	Black Lung Benefits Reform Act of 1977	30 U.S.C. § 923	Mileage reimbursement, transit fares, taxi vouchers	To access health services	Disabled coal miners	No actual data or estimate available from the federal agency
52	DOL	Department of Labor, Veterans Employment and Training Services	Homeless Veterans' Reintegration Project	Homeless Veterans Comprehensive Assistance Act of 2001	38 USCA § 2011, 2021	Bus tokens	To access employment services	Homeless veterans	No actual data or estimate available from the federal agency

No.	Agency	Department/ Branch	Program	Popular title of authorizing legislation	U.S. Code provisions authorizing funds for transportation	Typical uses as reported by program officials	Types of trips as reported by program officials	Target population as defined by program officials	Fiscal year 2001 federal spending on transportation
53	DOL	Department of Labor, Veterans Employment and Training Services	Veterans' Employment Program	Workforce Investment Act of 1998, as amended	29 U.S.C. §§ 2801(46), 2913	Bus tokens, minor repairs to vehicles	To access employment services	Veterans	No actual data or estimate available from the federal agency
54	DOT	Department of Transportation, Federal Transit Administration	Capital and Training Assistance Program for Over-the-Road Bus Accessibility	Title 49 Recodification, P.L. 103-272	49 U.S.C. § 5310	To make vehicles wheelchair accessible and training required by ADA	General trips	Persons with disabilities	\$2,877,818
55	DOT	Department of Transportation, Federal Transit Administration	Capital Assistance Program for Elderly Persons and Persons with Disabilities	Title 49 Recodification, P.L. 103-272	49 U.S.C. § 5310	Assistance in purchasing vehicles, contract for services	To serve the needs of the elderly and persons with disabilities	Elderly persons and persons with disabilities	\$174,982,628
56	DOT	Department of Transportation, Federal Transit Administration	Capital Investment Grants	Transportation Equity Act for the 21st Century	49 U.S.C. § 5309	Assistance for bus and bus related capital projects	General trips	General public, although some projects are for the special needs of elderly persons and persons with disabilities	\$17,500,000 (estimate)
57	DOT	Department of Transportation, Federal Transit Administration	Job Access and Reverse Commute	Transportation Equity Act for the 21st Century	49 U.S.C. § 5309	Expand existing public transportation or initiate new service	To access employment and related services	Low income persons, including persons with disabilities	\$85,009,627
58	DOT	Department of Transportation, Federal Transit Administration	Nonurbanized Area Formula Program	Title 49 Recodification, P.L. 103-272	49 U.S.C. § 5311	Capital and operating assistance for public transportation service, including paratransit services, in nonurbanized areas	General trips	General public, although paratransit services are for the special needs of persons with disabilities	
59	DOT	Department of Transportation, Federal Transit Administration	Urbanized Area Formula Program	Title 49 Recodification, P.L. 103-272	49 U.S.C. § 5307	Capital assistance, and some operating assistance for public transit, including paratransit services, in urbanized areas	General trips	General public, although paratransit services are for the special needs of persons with disabilities	

No.	Agency	Department/ Branch	Program	Popular title of authorizing legislation	U.S. Code provisions authorizing funds for transportation	Typical uses as reported by program officials	Types of trips as reported by program officials	Target population as defined by program officials	Fiscal year 2001 federal spending on transportation
60	DVA	Department of Veterans Affairs, Veterans Health Administration	Automobiles and Adaptive Equipment for Certain Disabled Veterans and Members of the Armed Forces	Disabled Veterans and Servicemen's Automobile Assistance Act of 1970	38 U.S.C. § 3902	Purchase of personal vehicles, modifications of vehicles	General trips	Veterans and service members with disabilities	\$33,639,000
61	DVA	Department of Veterans Affairs, Veterans Health Administration	VA Homeless Providers Grant and Per Diem Program	Homeless Veterans Comprehensive Service Programs Act of 1992	38 U.S.C. § 7721	20 vans were purchased under this program	General trips	Homeless veterans	\$565,797
62	DVA	Department of Veterans Affairs, Veterans Health Administration	Veterans Medical Care Benefits	Veterans' Benefits Improvements Act of 1994	38 U.S.C. § 111	Mileage reimbursement, contract for service	To access health care services	Veterans with disabilities or low incomes	\$126,594,591

Source: U.S. General Accounting Office, *Transportation Disadvantaged Populations: Some Coordination Efforts Among Programs Providing Transportation Services, but Obstacles Persist*, GAO-03-697, Washington, D.C. (June 2003).